

TYPES OF JIB CRANES WE PROVIDE


- Freestanding Jib crane
- Wall Bracket Jib crane
- Wall Cantilever Jib crane
- Work Station Jib crane
- Tool Support Jib crane

Free Standing Jib Crane



Free Standing Jib Cranes install almost anywhere including outside. These foundation-mounted, freestanding jibs offer higher capacities, longer spans, and greater rotation than our wall-mounted jib cranes

Wall Bracket Jib Crane



Wall Bracket Jib Cranes are the most economical means of providing hoist coverage for individual use in bays, along walls or columns of plants, or as a supplement to an overhead crane or monorail system.



JIB CRANES

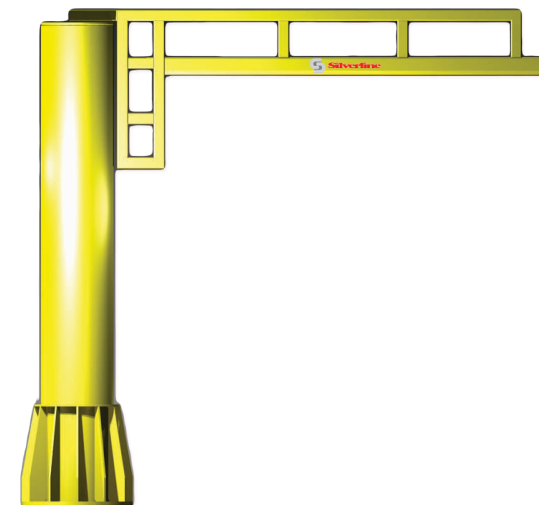
Wall Cantilever Jib Crane



The Wall Cantilever jib crane provides hoist coverage and 200° rotation for individual use, or as a supplement to an overhead crane or monorail system. This jib crane has the advantage of providing maximum lift for the hoist, since it can be installed very close to the underside of the lowest ceiling obstruction.

Capacity: 250 Kgs to 5 Ton

Work Station Jib Crane

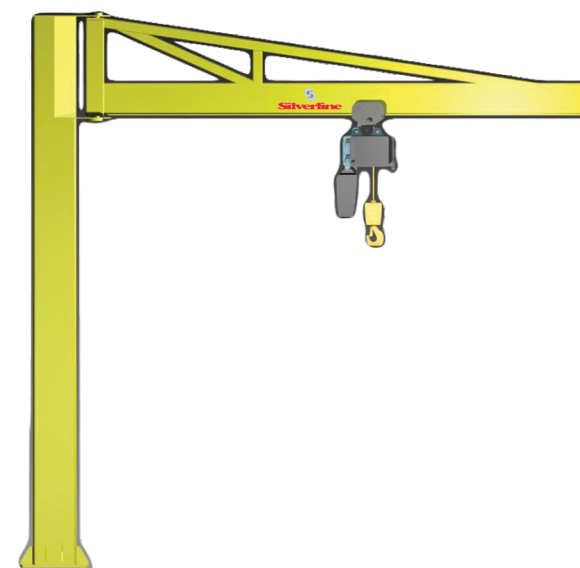


Work Station Jib cranes provide excellent coverage in circular areas.

They're ideal for supporting tool balancers, air balancers, hoists, vacuum lifters and welding wire feeders. And they can handle up to 200° rotation when column or wall mounted, and up to 360° rotation when floor mounted.

Capacity : 150 Kgs to 1Ton

Tool Support Jib Crane



This low capacity tool jib easy to operate as either a free standing or a column/wall mounted style.

Its style ensures easy movement and high performance . This avoids use of overhead crane for low capacity applications. Best suited for assembly shop

Capacity : Upto 1 Ton

